

WOULD YOU DARE PUT A DIAPER ON A BEAR?

Clothespin Puppet Tutorial

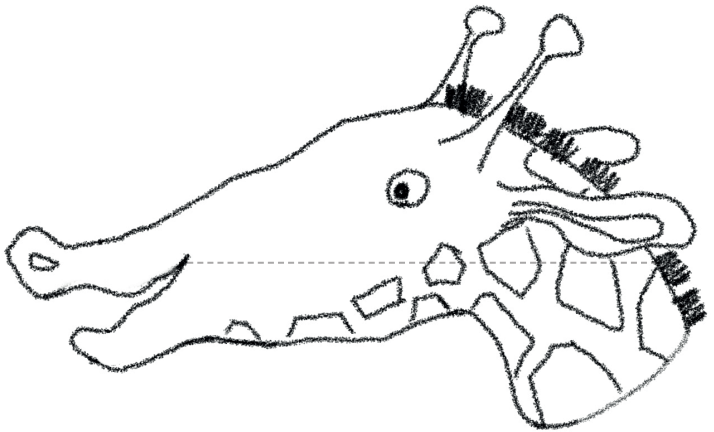
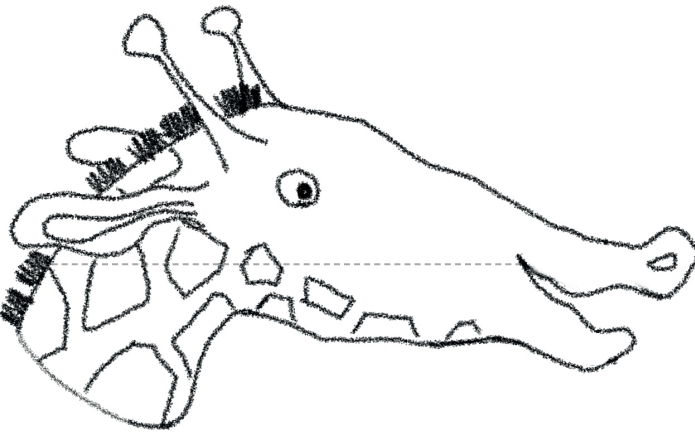


MATERIALS

- Clothespins (alligator kind)
- Coloring pencils, crayons, pens or paint
- Adhesive: Craft glue, a glue gun, or mini 3D double-sided adhesive foam squares
- Scissors

INSTRUCTIONS


1. Print the puppet file on heavy paper.
2. Color in the animal heads.
3. Cut out the animal heads.
4. Cut the heads in half along the mouth and dotted line .
5. Stick each piece to one side of the clothespin leaving the top rear edge (around the ear) free of adhesive. This will allow the top half of the jaw to slide over the bottom, so they don't smash into each other, when you pinch open the clothespin. If you use glue, allow to dry.
6. That's it! They're ready for the show!





WOULD YOU DARE PUT
A DIAPER ON A BEAR?

Clothespin Puppet Template



Would you dare
put a diaper on
a bear?



ROAR!!!



SNAP!



ROAR!!!



Ha ha ha!